






**MODIFIED MEMBRANES**





**Publication number:** EP1349644  
**Publication date:** 2003-10-08  
**Inventor:** MULLER HEINZ-JOACHIM (AU); FLOYD ELIZABETH (AU)  
**Applicant:** USF FILTRATION & SEPARATIONS (US)  
**Classification:**  
- **international:** *B01D69/00; B01D67/00; B01D69/06; B01D69/08; B01D69/12; B01D71/34; B01D71/40; B01D71/48; B01D71/56; B01D71/68; B01D67/00; B01D69/00; B01D71/00; (IPC1-7): B01D69/02; B01D71/26; B01D71/32; B01D71/34; B01D71/36; B01D71/82*  
- **European:** B01D67/00R18; B01D67/00F10; B01D69/12D; B01D71/34; B01D71/40; B01D71/48; B01D71/56; B01D71/68  
**Application number:** EP20010983289 20011109  
**Priority number(s):** WO2001AU01450 20011109; AU2000PR01434 20001113

**Also published as:**

 WO0238256 (A1)  
 US6884350 (B2)  
 US2004035782 (A1)  
 EP1349644 (A0)  
 CN1633329 (A)

more &gt;&gt;

**Cited documents:**

 EP0463627  
 WO9959707  
 EP0911073  
 US5531900

[Report a data error here](#)

Abstract not available for EP1349644

Abstract of corresponding document: **WO0238256**

A porous polymeric membrane formed from a blend of a polymeric membrane forming material, such as PVDF or polysulfone and a polymeric reactivity modifying agent adapted to modify the surface active properties of the porous polymeric membrane. The reactivity modifying agent is preferably a linear polymeric anhydride, such as poly(alkyl vinyl ether/maleic anhydride). The surface activity modifications include modification of the hydrophilicity/hydrophobicity balance of the membrane, or hydrolysis followed by reaction with a polyamine to form a cross linked polyamide layer. Such modified membranes have use as reverse osmosis membranes.

---

Data supplied from the esp@cenet database - Worldwide

(12) INTERNATIONAL APPLICATION PUBLISHED UNDER THE PATENT COOPERATION TREATY (PCT)

(19) World Intellectual Property Organization  
International Bureau



(43) International Publication Date  
16 May 2002 (16.05.2002)

PCT

(10) International Publication Number  
WO 02/38256 A1

- (51) International Patent Classification<sup>7</sup>: B01D 69/02, 71/26, 71/32, 71/34, 71/36, 71/82 (74) Agent: BALDWIN SHELSTON WATERS; 60 Margaret Street, Sydney, NSW 2000 (AU).
- (21) International Application Number: PCT/AU01/01450 (81) Designated States (*national*): AE, AG, AL, AM, AT, AU, AZ, BA, BB, BG, BR, BY, BZ, CA, CH, CN, CO, CR, CU, CZ, DE, DK, DM, DZ, EC, EE, ES, FI, GB, GD, GE, GH, GM, HR, HU, ID, IL, IN, IS, JP, KE, KG, KP, KR, KZ, LC, LK, LR, LS, LT, LU, LV, MA, MD, MG, MK, MN, MW, MX, MZ, NO, NZ, OM, PH, PL, PT, RO, RU, SD, SE, SG, SI, SK, SL, TJ, TM, TR, TT, TZ, UA, UG, US, UZ, VN, YU, ZA, ZW.
- (22) International Filing Date: 9 November 2001 (09.11.2001) (84) Designated States (*regional*): ARIPO patent (GH, GM, KE, LS, MW, MZ, SD, SL, SZ, TZ, UG, ZW), Eurasian patent (AM, AZ, BY, KG, KZ, MD, RU, TJ, TM), European patent (AT, BE, CH, CY, DE, DK, ES, FI, FR, GB, GR, IE, IT, LU, MC, NL, PT, SE, TR), OAPI patent (BF, BJ, CF, CG, CI, CM, GA, GN, GQ, GW, ML, MR, NE, SN, TD, TG).
- (25) Filing Language: English
- (26) Publication Language: English
- (30) Priority Data: PR 1434 13 November 2000 (13.11.2000) AU
- (71) Applicant (*for all designated States except US*): USF FILTRATION AND SEPARATIONS GROUP INC. [US/US]; 2118 Greenspring Drive, Timonium, MD 21093 (US).
- (72) Inventors; and
- (75) Inventors/Applicants (*for US only*): MULLER, Heinz-Joachim [AU/AU]; 142 Dartford Road, Thornleigh, NSW 2120 (AU). FLOYD, Elizabeth [AU/AU]; "Killarney", Kelvin Road, Gunnedah, NSW 2380 (AU).
- Published:  
— with international search report
- For two-letter codes and other abbreviations, refer to the "Guidance Notes on Codes and Abbreviations" appearing at the beginning of each regular issue of the PCT Gazette.*



WO 02/38256 A1

(54) Title: MODIFIED MEMBRANES

(57) Abstract: A porous polymeric membrane formed from a blend of a polymeric membrane forming material, such as PVDF or polysulfone and a polymeric reactivity modifying agent adapted to modify the surface active properties of the porous polymeric membrane. The reactivity modifying agent is preferably a linear polymeric anhydride, such as poly(alkyl vinyl ether/maleic anhydride). The surface activity modifications include modification of the hydrophilicity/hydrophobicity balance of the membrane, or hydrolysis followed by reaction with a polyamine to form a cross linked polyamide layer. Such modified membranes have use as reverse osmosis membranes.

5

10 TITLE:

MODIFIED MEMBRANES

TECHNICAL FIELD:

The invention relates to porous membranes which have modified physical  
15 properties imparted by the addition of chemical modifiers.

BACKGROUND ART:

Synthetic membranes are used for a variety of applications including  
desalination, gas separation, filtration and dialysis. The properties of the membranes  
20 vary depending on the morphology of the membrane ie properties such as symmetry,  
pore shape and pore size and the polymeric material used to form the membrane.

Different membranes can be used for specific separation processes, including  
microfiltration, ultrafiltration and reverse osmosis. Microfiltration and ultrafiltration are  
pressure driven processes and are distinguished by the size of the particle or molecule  
25 that the membrane is capable of retaining or passing. Microfiltration can remove very

fine colloidal particles in the micrometer and submicrometer range. As a general rule, microfiltration can filter particles down to  $0.1\mu\text{m}$ , whereas ultrafiltration can pass through particles as small as  $0.01\mu\text{m}$ . Reverse Osmosis operates on an even smaller scale.

5 As the size of the particles to be separated increases so too does the pressure required to carry out the separation and the density of the membrane.

A large surface area is needed when a large flux is required. One known technique to make filtration apparatus more compact is to form membranes in the shape of a hollow porous fiber. Modules of such fibres can be made with an extremely large  
10 surface area per unit of volume.

Microporous synthetic membranes are particularly suitable for use in hollow fibres and they are produced by phase inversion. In this process, a polymer is dissolved in an appropriate solvent and a suitable viscosity of the solution is achieved. The polymer solution can then be cast as a film or hollow fiber, and then immersed in a  
15 precipitation bath such as water. This causes separation of the homogeneous polymer solution into a solid polymer and liquid solvent phase. The precipitated polymer forms a porous structure containing a network of uniform pores. Production parameters that affect the membrane structure and properties include the polymer concentration, the precipitation media and temperature and the amount of solvent and non-solvent in the  
20 polymer solution. These factors can be varied to produce microporous membranes with a large range of pore sizes (from less than  $0.1$  to  $20\mu\text{m}$ ), and altering chemical, thermal and mechanical properties.

Microporous phase inversion membranes are particularly well suited to the application of removal of viruses and bacteria. Of all types of membranes, the hollow  
25 fiber contains the largest membrane area per unit volume.

Different techniques can be used to induce phase separation and prepare polymer membranes. A polymer dissolved in a solvent can solidify upon cooling, which is known as liquid-solid phase separation. Phase separation can be induced either by a temperature change or by a change in the concentration of the solution. These two processes are referred to as thermally induced phase separation (TIPS) and diffusion induced phase separation (DIPS). The morphology induced by phase separation needs to be secured and hence solidification of the polymer phase needs to be achieved. In the TIPS process this is usually done by dropping the temperature below the glass transition temperature or the melting point of the polymer. The DIPS process uses a change in concentration, caused by diffusion of a solvent and a non-solvent, to induce a phase separation. With this technique, the hollow fiber membranes are produced using a batchwise process. The DIPS process has an advantage that asymmetric membranes can easily be formed. In addition, the spinning of hollow fibers can be performed at room temperature, whereas the alternative process -- thermally induced phase separation (TIPS) requires much higher temperatures. Since DIPS uses the diffusion of non-solvent and solvent it is relatively easy to control the rate at which membrane formation takes place by changing the concentration of the non-solvent bath and the polymer solution. The disadvantage however, is that macrovoids can be produced, in the form of fingerlike intrusions in the membrane. They decrease the mechanical strength of the membrane but can be avoided by choosing the right composition of solution.

Flat sheet membranes are prepared in the following way. A polymer solution consisting of a polymer and solvent is brought into contact with a non-solvent. The solvent diffuses outwards into the coagulation bath and the non-solvent will diffuse into the cast film. After a given period of time, the exchange of the non-solvent and solvent

has proceeded such that the solution becomes thermodynamically unstable and demixing occurs. Finally a flat sheet is obtained with an asymmetric or symmetric structure

Hydrophobic surfaces are defined as "water hating" and hydrophilic surfaces as "water loving". Many of the polymers that porous membranes are made of are  
5 hydrophobic. Water can be forced through a hydrophobic membrane by use of sufficient pressure, but the pressure needed is very high (150-300 psi), and the membrane may be damaged at such pressures and generally does not become wetted evenly.

Hydrophobic microporous membranes are characterised by their excellent chemical resistance, biocompatibility, mechanical strength and separation performance.  
10 Thus, in the application of water filtration, such hydrophobic membranes need to be hydrophilised to allow water to permeate them. Many hydrophilic materials are not suitable for MF and UF membranes that require mechanical strength and thermal stability since water molecules play the role of plasticizers.

Currently, poly(tetrafluoroethylene) (PTFE), Polyethylene (PE), Polypropylene  
15 (PP) and polyvinylidene fluoride (PVDF) are the most popular and available hydrophobic membrane materials. Polyvinylidene fluoride (PVDF) is a semi-crystalline polymer containing a crystalline phase and an amorphous phase. The crystalline phase provides good thermal stability whilst the amorphous phase has flexibility towards membranes. PVDF, exhibits a number of desirable characteristics for  
20 membrane applications, including thermal resistance, chemical resistance (to a range of corrosive chemicals, including chlorine), and weather (UV) resistance

Modification of a polymer's surface potentially can maintain a polymer's desirable bulk properties but can provide new, different interfacial properties.  
Membranes made from hydrophilic polymers are generally less prone to fouling than the  
25 hydrophobic polymers. In some instances, surface modification of the more chemically

resistant polymers has rendered them less susceptible to fouling. Numerous techniques exist for the surface modification of polymers. The most common examples of this chemistry are reactions that introduce a single type of functional group or mixture of functional groups.

- 5 In general, all techniques of hydrophilisation of polymer surfaces involve an increase of the surface amount of polar groups. From a microscopic point of view, the basis of surface hydrophilisation is to maximise hydration and hydrogen bonding interactions. All sorts of oxygen, nitrogen or sulfur containing organic functional groups can interact with water more effectively than common carbon based repeating units.
- 10 There are various methods for wetting a membrane on a non-permanent basis. One method of hydrophilising a porous hydrophobic membrane has been to pass alcohol through the pores of the membrane, then replace the alcohol by water. Surfactants and a post treatment with a glycerol coating have also been used. This is an adequate solution to the problem, so long as the water remains in the pores. However, if the water is
- 15 removed from the pores either wholly or partially, and they are filled with air, the hydrophilised membrane is rendered hydrophobic again, and water cannot pass through the pores if it is not subjected to high pressure.

It is an object of the present invention to overcome or ameliorate at least one of the disadvantages of the prior art, or to provide a useful alternative.

## DESCRIPTION OF THE INVENTION

According to a first aspect the invention provides a porous polymeric membrane formed from a blend of a polymeric membrane forming material and a polymeric reactivity modifying agent adapted to modify the surface active properties of the porous polymeric membrane relative to a porous polymeric membrane formed from the polymeric membrane forming material alone.

The term "blend" as used herein refers to an intimate mixture or alloy of the polymeric membrane forming material and polymeric reactivity modifying agent which requires that the two components be compatible, ie miscible, with one another.

Preferably, the polymeric membrane forming material is of low reactivity relative to the reactivity modifying agent. The polymeric membrane forming material may in some cases desirably be inert.

Preferably, the polymeric membrane forming material is PVDF, especially hydrophobic PVDF.

In alternative preferred embodiments, the polymeric membrane forming material is polysulfone. The term polysulfone is used herein in the broad sense in which it is understood by those skilled in the art, and is intended to encompass polysulfone per se, as well as the polyether sulfones, polyaryl sulfones (in particular, polyphenyl sulfone), polyalkyl sulfones, polyaralkyl sulfones and the like.

According to a second aspect, the invention provides a method of preparing a porous polymeric membrane wherein the polymeric reactivity modifying agent is blended in the surface active porous polymeric membrane by incorporation into the bulk material

By reactivity modifying agent, it will be understood to include, but not limited to, the overall behaviour of the membrane and/or the membrane surface to chemical species.



In addition to reactivity, the membrane may be modified with respect to other properties. For instance, a particularly preferred reactivity to be modified is the hydrophilicity / hydrophobicity and/or the surface charge of the membrane.

Preferably, the polymeric reactivity modifying agent is a linear polymeric  
5 anhydride. Most preferably the polymeric reactivity modifying agent is Gantrez™.

In a first embodiment, the polymeric reactivity modifying agent is included in the surface active porous polymeric membrane by incorporation into the bulk material, for example, by combining with the polymeric membrane forming material prior to or during membrane formation. In particular, the reactivity modifying agent is added to the  
10 polymer dope mixture before the membrane is cast.

The reactivity modifying agent may be incorporated into the membrane in a reacted or unreacted form. The reactivity modifying agent incorporated into the polymeric porous membrane may be subjected to chemical modification subsequent to incorporation into the membrane. One preferred chemical modification is hydrolysis to  
15 render the membrane hydrophilic. Other preferred chemical modifications include cross linking. In a highly preferred form of the invention, the Gantrez™ is included in the membrane during formation and the resultant Gantrez™ modified membrane is then subjected to crosslinking or an additional treatment which modifies reactivity, such as treatment with one or more of tetraethylenepentamine (TEP), tris- (hydroxymethyl)  
20 aminomethane (TRIS), sulfuric acid (H<sub>2</sub>SO<sub>4</sub>), polyethylene glycol (PEG), calcium carbonate (CaCO<sub>3</sub>).

Membranes containing reactive surface groups, such as acid or anhydride groups resulting from the incorporation of Gantrez can be crosslinked with crosslinking amines to form amide linkages. The degree of incorporation and extent of crosslinking can be  
25 used to construct a membrane suitable for reverse osmosis operations. In this way,

polymeric reactivity modifying agents such as Gantrez can form porous polymeric microfiltration or ultrafiltration membranes which act as substrates for reverse osmosis membranes.

When the polymeric reactivity modifying agent is incorporated into the polymeric membrane forming material before or during membrane formation, it is preferably adapted to combine with the membrane forming material in an amount such that the combined precursor to the surface active porous polymeric membrane acts as a single phase mixture. The membrane may then preferably be prepared by known methods in the art. Most preferably, it is formed into a hollow fibre membrane or a flat sheet membrane.

According to a third aspect, the invention also provides a method of modifying the surface of a porous polymer membrane including:

- i) blending a polymeric reactivity modifying agent with a polymeric membrane forming material and
- ii) forming a modified membrane.

The invention also provides an agent for forming a modified membrane in accordance with the preceding aspects.

According to a fourth aspect the invention provides a blend of a membrane forming polymer and a compatible second polymer, said second polymer being capable of chemical modification after membrane formation.

Preferably, the compatible second polymer is compatible with PVDF, or polysulfone, or more preferably, both.

The commercial copolymer Gantrez™, or poly(methyl vinyl ether/maleic anhydride), is a linear polymeric anhydride which is available in several molecular weight ranges.

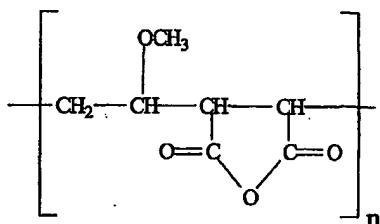
Due to the reactive anhydride sites in the Gantrez™ structure and the extensive  
5 chemistry associated with this, Gantrez™ can not only provide the appropriate hydrophilicity to the polymer fibers but may provide numerous possibilities for tailoring the fiber to specific applications, depending on the chemistry involved.

In one embodiment of the invention, Gantrez™ was added to the polymer dope mixture and both flat sheet and hollow fiber membranes were produced from this. The  
10 primary tests carried out on the flat sheet membranes constituted the initial experimentation, and involved quantifying the dyes absorbed after post-treatment of the membranes.

The hollow fiber membranes produced were tested for tensile strength, permeability, microscopic structure and the change in glass transition temperature of the  
15 modified membrane.

Gantrez™ is a commercial ingredient. Its properties and diversity both in the hydrolysed and non-hydrolysed forms are known. Gantrez™ allows membranes to be fabricated which have excess anhydride sites, and by adding various amines and bases for example, the essential mechanical properties of the membranes can be preserved, yet  
20 hydrophilicity (and hence flow through the porous membrane) and reaction with other materials can be improved. There can also be a resultant decrease in fouling of the membrane, since say for instance there was a slight negative charge on the fiber then more particles would stay in suspended in solution.

Gantrez™ or poly(methyl vinyl ether/maleic anhydride) is a water soluble copolymer which has the following structure:



Gantrez™ is a linear polymeric anhydride, which is the interpolymer of methyl vinyl ether and maleic anhydride. Gantrez™ is manufactured by International Specialty Products (ISP) and is available in a range of molecular weights. The physical and chemical properties of some preferred forms of Gantrez™ are listed below:

Appearance: white, fluffy powder

Softening point range 200 – 225°C

10 Molecular Weights, Specific Viscosity and Glass Transition Temperature:

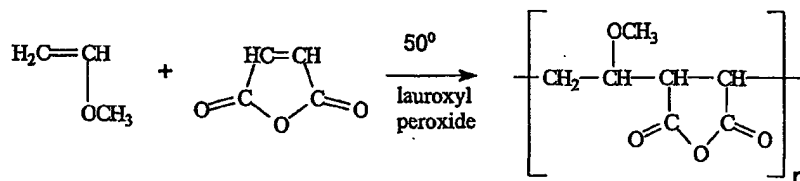
	$M_w$	$M_N$	Viscosity	$T_g$ (°C)
Gantrez™ AN 119	$2.13 \times 10^5$	$6.19 \times 10^4$	0.1 – 0.5	152
Gantrez™ AN 139	$8.72 \times 10^5$	$2.21 \times 10^5$	1.0 – 1.5	151
Gantrez™ AN 149	$1.25 \times 10^6$	$3.53 \times 10^5$	1.5 – 2.5	153
15 Gantrez™ AN 169	$1.89 \times 10^6$	$5.78 \times 10^5$	2.6 – 3.5	154

Poly(methyl vinyl ether/maleic anhydride) having a molecular weight in the range  $5 \times 10^4$  to  $5 \times 10^7$  may also be used. The molecular weights were determined by size exclusion chromatography, the specific viscosity carried out at 25°C in a 1% MEK solution in a capillary viscometer.

20 The two monomer types in Gantrez™ individually contribute properties to make the copolymer highly valued material in a variety of applications. The poly(methyl vinyl

ether) is a flexible film former while the maleic anhydride is a hard polar monomer which contributes to bonding strength.

The reaction of maleic anhydride and methyl vinyl ether is as follows:



- 5 Gantrez™ is soluble in water and several organic solvents including alcohols, phenols, pyridine, aldehydes, ketones, lactams and lower aliphatic esters. It is insoluble in aliphatic, aromatic or halogenated hydrocarbons, ethyl ether and nitroparaffins.

When the copolymer dissolves in water or alcohols, the anhydride linkage is cleaved such that the formation of the polar, polymeric free acid or the corresponding

- 10 partial esters occurs.

Both aqueous and organic solvent solutions of Gantrez™ form films that are tack-free and possess a high tensile and cohesive strength. These films do, however, possess an inherent brittleness, so this property will have to be carefully monitored when incorporating the Gantrez™ into the membrane.

- 15 Although Gantrez™ powder is hygroscopic and will slowly hydrolyze in a humid environment, it can absorb up to 30wt% water without effecting the flow characteristics of the powder. Mild heating (100°C for 1-2 hours) can remove unbound water.

Several studies have been carried out in making asymmetric membranes using small molecular additives to improve membrane characteristics. Such characteristics

20 include high permeability, good macroscopic integrity such as circular lumen, uniform wall thickness, and mechanical strength. It is known from literature that PVDF has a small critical surface tension (about 25 dynes/cm), the coagulation rate and fiber

solidification are slow as a result of the weak interaction between the coagulant (water or solvent) and the polymer. As a consequence, difficulties arise when preparing porous asymmetric PVDF hollow fiber membranes without additives.

Surface Grafting in polymer chemistry is a process known in the art by which  
5 side chains of a second polymer are introduced onto an existing polymer main chain. Surface grafting generally leads to an overlayer of a second functionalized polymer covalently linked to the substrate polymer. Unlike simple functionalisation, which produces a polymer surface or interphase, grafting produces a physically distinct overlayer with properties that resemble those of the pure graft homopolymer. The  
10 methodology for grafting is based on radical polymerisations.

In Contrast to techniques where the surface composition is modified by some external treatment, in bulk modifications the surface composition is the result of the effect of the presence of another component in the polymer system.

The aim for polymer blends is to combine the properties of the single  
15 components into one material. By dissolving one polymer in another polymer so that there is an interpenetration of one polymer in another. The "polymer blend" that is synthesized in this way is not stable thermodynamically. Thermodynamic instability means that a demixing process occurs in the melt. To increase the stability it is necessary to crosslink one or both polymers.

20 Surprisingly, it has been found by the present applicants that Gantrez™ is miscible with polar polymers such as the polysulfones and PVDF. Normally, very few polymers are miscible with other polymers - for example, the literature reveals that there is known only one polymer, polyvinyl pyrrolidone (PVP) which is miscible (compatible) with both PVDF and polysulfone.

In the prior art, it is known to use mixtures of two polymeric membrane forming materials which are not miscible. These prior art mixtures require stabilization by cross linking, ie the two non miscible materials are stabilized by chemical reaction, and in this regard, they are not true "blends" as defined herein.

5           Gelation is an important consideration in membrane formation. Gelation can be defined as the formation of a three dimensional network by chemical or physical crosslinking. When gelation occurs, a dilute or more viscous polymer solution is converted into a system of infinite viscosity, that is, a gel. A gel can be considered as a highly elastic, rubberlike solid. It is important to note that gelation is not a phase  
10 separation and can occur in a homogeneous solution (that is a polymer and a solvent) as well. Experiments will have to be carefully monitored so as to avoid gelation in the polymer solution, and one of the objectives of the chemical modification of the pre-existing membranes is to optimize the amount of Gantrez™ in the polymer solution without gelation occurring.

15           Gelation of blends which incorporate Gantrez™ can occur if there are multivalent components in the polymer blend such as polyalcohols (in various forms such as sugars, polyvinyl alcohols, polyethylene glycols, ethylene glycol, glycerol and the like). These gelation reactions can be minimized by reducing the time the Gantrez spends in solution with the multivalent components by blending the Gantrez into the membrane forming  
20 mixture (or vice versa) immediately prior to membrane casting.

One of the most capable copolymers at binding molecules are maleic anhydride copolymers. The reactions exemplified below are just some of the many reactions that can occur.

As mentioned above, Gantrez™ undergoes hydrolysis quite readily. The  
25 hydrolysis reaction was carried out in the presence of a sodium buffer (0.5M sodium

chloride + 0.1M sodium borate pH = 9.3). The problem with hydrolysing the Gantrez™ lies in the fact that the reactive anhydride sites will be lost when this reaction takes place. Secondly, the solvents that Gantrez™ does dissolve in will also dissolve the polymer material that makes the membrane fibers.

5 To overcome this problem, in the surface modification trials, the Gantrez™ is only partially hydrolysed then reacted with the polyfunctional amine, in order to crosslink Gantrez™ with the reactive amine groups. Under the appropriate conditions, the reaction of amine groups can be favoured over hydrolysis even in an aqueous medium.

10 A variety of methods are available for the characterisation of surfaces and permeability. One method to study adsorption or fouling onto a surface is to use radioactive labels, tagged to the appropriate molecule, however this method has proved too cumbersome. Characterisation of the modified membranes is crucial because a small change in one of the membrane production parameters can change the surface structure  
15 and consequently have a drastic effect on membrane performance. Structural membrane properties such as pore size and pore size distribution are able to determine which particles or molecules are retained and which will pass through the membrane.

The two techniques primarily used to observe vibrational spectra are infrared (IR) and Raman spectroscopy. The IR spectrum arises from the absorption of radiation,  
20 which results from transitions among the various vibrational quantum levels. Infrared testing is carried out primarily on the bulk modified polymer membranes. IR measurements are taken on a polymer solution with and without the Gantrez™ incorporated into the polymer matrix and these two results when compared. One region of interest in the investigation of Gantrez modified polymeric membranes, are the sharp  
25 amide peaks around  $1700\text{ cm}^{-1}$  wavelength.



Attenuated Total Reflectance, also known as Internal Reflection Spectroscopy is invaluable in the characterisation of surface layers. This technique relies on the intimate contact angle of a sample with the surface of a high refractive index, IR-transparent prism. The basic principles behind this technique is that infrared radiation enters the prism at an angle greater than the critical angle, and is internally reflected at the prism surfaces, but attenuated by absorptions from the sample contact layer.

Primarily, the SEM is an instrument for the examination of surfaces, and is a very convenient, simple technique for characterizing and investigating the porous structure of membranes. The resolution limit of a simple electron microscope lies in the  $0.01\mu\text{m}$  range, with more sophisticated microscopes operating at resolutions of  $0.005\mu\text{m}$  ( $5\text{nm}$ ). A clear and concise picture of the hollow fiber membrane can be obtained in terms of the surface and cross-section, and an estimation of the porosity and pore size distribution can also be obtained.

Many polymers are poor conductors of electricity, and as a result, charge rapidly builds up on the surface of the sample as the electron beam is scanned across it. The resulting field then interacts with the incident electron beam and causes image distortion. This problem can be overcome by coating the sample with a conducting layer usually gold. The gold is applied by sputtering and typical film thicknesses are  $20\text{nm}$ . Sputtering involves creating ions, accelerating them on a target, forming atoms or clusters which are then deposited on the membrane substrate.

The bubble point method is a reflection of the maximum pore size. It is the force needed to drive a liquid through the pores. The liquid used in this case is water, and the gas pressure at which a bubble emerges is measured. The maximum pore size can be calculated from bubble point.

Mechanical tests are often used to assess the ageing or chemical resistance of materials. The change in tensile properties of a material, are useful indicators of the degradation of a material. Testing consists of securing the test sample between two sets of grips. One set of grips is fixed and the other is attached to a moving crosshead and  
 5 load-cell arrangement. Machines measure the force necessary to elongate and break the sample.

The break force is measured and reported as a tensile stress value by dividing the force obtained by the cross-sectional area:

$$\text{Tensile stress (Mpa)} = F/A$$

10 Where F = force (Newtons) required to break the test piece, and A =cross-section area of test piece (mm<sup>2</sup>). The break force is a reflection of the strength of the polymer fiber and is obviously of high importance in determining performance of the membranes.

Break extension is the elongation measurement from the tensile machine is given by the extension in gauge length divided by the original gauge length. Break Extension  
 15 is given as a percentage figure, while strain is shown as a fraction.

$$\text{Tensile strain} = \text{change in length/original length} = (l_1 - l_0)/l_0$$

Where  $l_1$  = length between gauge marks (mm) and  $l_0$  = original gauge length (mm)

$$\text{Break Extension} = (l_1 - l_0)/l_0 \times 100\%$$

The Break Extension is a measure of the elasticity of the polymer fiber, which can also  
 20 be expressed as Young's modulus or the modulus of elasticity:

$$\text{Young's modulus} = \text{Stress/strain in linear portion of stress-strain curve.}$$

This is the ratio of the applied stress to the strain it produces in the region where strain is proportional to stress. This modulus is primarily a measure of stiffness. Obviously, as the polymer degrades, the break extension will decrease, so these two tests are excellent  
 25 measures of polymer degradation.

Permeability is a primary factor in governing the performance or efficiency of a hollow fiber membrane for water filtration applications is the flow or flux through the membrane. The flux or permeation rate is defined as the volume flowing through the membrane per unit area and time. The equation that describes the flux is:

5  $J = Q / A \Delta t$

Where Q is the permeated amount, A is the membrane area and  $\Delta t$  the sampling time. The permeability is an important parameter when considering the effect that the addition of Gantrez™ has on the membrane performance.

## 10 BRIEF DESCRIPTION OF THE DRAWINGS

Figure 1 shows the time required for complete hydrolysis of Gantrez™ as a function of temperature.

## BEST MODE FOR CARRYING OUT THE INVENTION

## 15 EXPERIMENTAL METHODS

### Production of Flat Sheet Membranes

A dope solution was prepared according to the following formulation :

	PVDF	17.1g (17%)
	LiCl	3.54g (3.5%)
20	PVP/VA S630	2.73g (2.7%)
	Gantrez	3.09g (3.1%)
	NMP	<u>74.3g (73.7%)</u>
		100.76g

PVP/VA S630 is polyvinylpyrrolidone/vinyl acetate copolymer

25 NMP is N-methyl pyrrolidone

All ingredients were added together and the dope solution was allowed to mix on heated rollers (50°C) overnight. Once removed from the rollers, the mixture was left to settle (to remove any bubbles from the solution) for half a day.

The dope solution was cast onto a glass plate (which was notably hydrophilic) using a glass rod and a membrane was cast by immersing the glass plate into a precipitation bath consisting of:

45% PEG-200

45% H<sub>2</sub>O

10% NMP

The membrane was immersed in the precipitation bath for 10 minutes (until the membrane was able to be "peeled off" the glass plate).

The membrane was divided into equal proportions and samples were soaked in the following post-treatment solutions until testing was carried out:

1. 3% Tetra ethylenepentamine (TEP)
2. 3% Tris-(hydroxymethyl) aminomethane (TRIS)
3. 1% Sulfuric Acid (H<sub>2</sub>SO<sub>4</sub>)
4. 100% Polyethylene glycol (PEG)
5. 100% Calcium Carbonate (CaCO<sub>3</sub>)
6. 100% Butanol

A second flat sheet dope formulation was produced to observe the membrane without the additive PVP/VA S630. The following solution was made up:

PVDF	17.04g (16.8%)
Gantrez™	3.44g (3.4%)
LiCl	3.88g (3.8%)
NMP	<u>77.02g (76%)</u>

101.38g

As before, the membrane was cast in a precipitation bath of PEG/H<sub>2</sub>O/NMP, and samples immersed in the six solutions mentioned above. The qualitative and quantitative analysis were carried out as above and results are detailed in the next section.

#### Analysis of the Flat Sheet Membranes

Both qualitative and quantitative analysis was carried out on the different membranes. The qualitative analysis that was carried out involved dipping 1cm<sup>2</sup> samples of membrane into different coloured dyes, namely Saffranin, Methyl Orange and Fuchsin. The intensity of the colours in the membranes was examined visually by taking photos of the membranes after they had been in the dye solutions for a day. The samples were then placed in water, and photos were taken of the amount of colour retained and lost by the membranes. The results are outlined in the next section.

The quantitative analysis involved the measurement of the intensity of the colour retained by the samples using a Hach Spectrophotometer.

Initially, the wavelengths of the dyes had to be calculated using a trial and error method. Because the region of wavelengths of the colours is known (for example red is between 500 and 600 nm) the exact wavelength could be calculated. The wavelength corresponding to the maximum absorbance obtained, was the optimum wavelength of the specific colour.

The calibration for the range of concentrations of colours was then carried out. A graph of set concentrations versus measured absorbances was plotted. This was subsequently used to read off the graph unknown concentrations, or to use the calibration equation to calculate unknown values.

#### Production of Hollow Fiber Membranes

The following dope solutions were used for the production of hollow fiber membranes: All weights are in grams.

	Dope 1	Dope 2	Dope 3	Dope 4
PVDF	119.3 (17%)	103.76 (17.2%)	102.49 (17%)	102.61 (17%)
Gantrez	21.44 (3.1%)	18.43 (3.1%)		18.35 (3.1%)
S630	18.62 (2.7%)	16.05 (2.7%)	15.93 (2.65%)	15.66 (2.6%)
LiCl	21.09 (3%)	18.02 (3.0%)	18.32 (3.05%)	18.66 (3.1%)
NMP	520.6 (74.2%)	446.49 (74.1%)	464.6 (77.3%)	446.61 (74.2%)
Total	701.05	602.75	601.34	601.89

- The generic brand of PVDF that was used for Dopes 1-3 was Kynar 461, whereas
- 5 Kynar 500 was used for dope 4, which has a higher molecular weight than Kynar 461. In the case of Dope 1 was all mixed together on heated rollers for a day and half. Dopes 2-4 were mixed such that the S630

For Dopes 1 to 3 a water precipitation bath (quench) was used. Dope 4 used a solvent quench which consisted of 45% PEG-200, 45% water and 10% NMP.

- 10 The following settings were used for production:

	Dope Pump Speed	Lumen Pump Speed	Winder pump speed
Dope 1	150	400	300
Dope 2	350	200	800
Dope 3	350	200	800
Dope 4	250	170	645

For dopes 1 and 4, as soon as the fibers came out of the quench and onto the winder, they were divided into the six post-treatment solutions outlined below and immersed until testing took place:

1. 3% Tetra ethylenepentamine (TEP)
- 5 2. 3% Tris-(hydroxymethyl) aminomethane (TRIS)
3. 1% Sulfuric Acid ( $H_2SO_4$ )
4. 100% Polyethylene glycol (PEG)
5. 100% Calcium Carbonate ( $CaCO_3$ )
6. 100% Butanol

10 For dopes 2 and 3, the fibers were left on the winder until production was complete and then they were divided into the six different post-treatments and one stayed in the water as a reference.

Dope formulations that were unsuccessful

	Dope 3	Dope 4	Dope 5
PVDF	122.14 (20.3%)	121.49 (20.1%)	100.56 (20%)
Gantrez	18.14 (3%)		15.24 (3%)
S630	15.94 (2.6%)	15.78 (2.6%)	
Sugar			
LiCl	18.65 (3.1%)	19.61 (3.2%)	15.62 (3.1%)
NMP	428.29 (71%)	449.02 (74.1%)	371.2 (73.9%)
Water			
Total	603.16	605.9	502.62

Table ##: Dope formulations that gelled.

Dopes 3, 4 and 5 ingredients were all mixed together on normal rollers over 5 weekend.



Quantitative Results on Flat Sheet Membranes

Using a HACH spectrophotometer, Dope 2 formulation was used and the following results were obtained :

	Before samples in Methyl orange	After samples in Methyl Orange	Before samples in Saffranin	After samples in Saffranin
TEP	4.5	3.294	3.354	3.159
TRIS	4.5	3.178	3.243	3.131
PEG-200	3.466	3.193	3.243	3.289
CaCO <sub>3</sub>	4.5	3.275	3.216	2.582
Butanol	3.876	3.178	3.203	3.132
H <sub>2</sub> SO <sub>4</sub>	3.165	3.224	3.392	2.943

5 Using Dope 3 formulation, the following results were obtained:

	Before samples in Methyl Orange	After membranes in dye	After membranes in dye with buffer tablet pH7
TEP	0.423	0.219	0.185
TRIS	0.429	0.411	0.367
PEG-200	0.411	0.390	0.350
Butanol	0.429	0.394	0.373
H <sub>2</sub> SO <sub>4</sub>	0.440	0.139	0.402
CaCO <sub>3</sub>	0.427	0.369	0.362

## Break Extension results on hollow fibre membranes

The following results are from Dope 1 formulation. All results are expressed as a percentage break extension by length.

	Wet	Dry
TEP	32.32 ± 7.65	47.20 ± 4.78
TRIS	34.05 ± 7.12	50.13 ± 9.51
PEG	60.51 ± 8.69	33.62 ± 5.55
H <sub>2</sub> SO <sub>4</sub>	22.57 ± 2.53	21.63 ± 1.56
CaCO <sub>3</sub>	24.19 ± 8.11	26.30 ± 5.11
Butanol		30.80 ± 6.57

	No Gantrez dope	Gantrez Dope	Kynar 500 Dope
TEP	49.46 ± 9.54	23.64 ± 5.13	58.8 ± 6.13
TRIS	54.46 ± 10.32	17.18 ± 2.308	77.75 ± 10.78
PEG	90.25 ± 11.60	52.75 ± 4.158	123.0 ± 9.1
H <sub>2</sub> SO <sub>4</sub>	48.28 ± 7.44	6.008 ± 0.868	47.18 ± 13.13
Na <sub>2</sub> CO <sub>3</sub>	40.55 ± 13.93	18.30 ± 2.41	67.74 ± 9.25
Butanol	60.86 ± 6.60	8.338 ± 3.415	31.48 ± 3.77
Water	44.85 ± 8.79	7.385 ± 2.973	

## Permeability results on hollow fiber membranes

	Flow time @ 100kPa	Flow time @ 400kPa	# fibers	Length (m)	OD (mm)	LMH @ 100kPa	LMH @ 400kPa
TRIS	39.3	15.0	4	0.6	0.85	143.005	374.672
PEG	36.5	10.4	4	0.6	0.85	153.975	540.393
H <sub>2</sub> SO <sub>4</sub>	128.2	33.6	4	0.5	0.85	52.606	200.717
Butanol	116.4	34.3	4	0.4	0.85	72.424	245.776
CaCO <sub>3</sub>	53.4	14.6	4	0.55	0.85	114.813	419.931

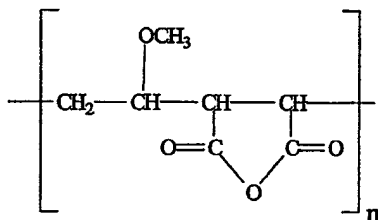
## 5 LMH - Liter/square meters per hour

	w/o Gantrez	w Gantrez	# fibers	length (m)	OD (µm)	LMH of no Gantrez	LMH of Gantrez
TRIS	127.4	379.3	6	0.45	1000	33.330	11.195
PEG	38.1	965.8	6	0.5	1100	91.187	3.597
H <sub>2</sub> SO <sub>4</sub>	95.3	3534.1	6	0.5	1000	40.101	1.081
Butanol	70.7		6	0.5	1000	54.055	
NaCO <sub>3</sub>	84.7		6	0.55	1000	41.018	
TEP	123.9		6	0.55	1000	28.041	
Water	275.7		6	0.5	1000	13.862	

## THE CLAIMS DEFINING THE INVENTION ARE AS FOLLOWS:

1. A porous polymeric membrane formed from a blend of a polymeric membrane  
5 forming material and a polymeric reactivity modifying agent adapted to modify the  
surface active properties of the porous polymeric membrane relative to a porous  
polymeric membrane formed from the polymeric membrane forming material alone.
- 2 A porous polymeric membrane according to claim 1 wherein the polymeric  
membrane forming material is PVDF.
- 10 3. A porous polymeric membrane according to claim 1 or claim 2 wherein the  
polymeric membrane forming material is hydrophobic PVDF.
- 4 A porous polymeric membrane according to claim 1 wherein the polymeric  
membrane forming material is a polysulfone.
5. A porous polymeric membrane according to claim 4 wherein the polymeric  
15 membrane forming material is selected from polysulfone, polyether sulfones, polyaryl  
sulfones, polyalkyl sulfones and polyaralkyl sulfones.
6. A porous polymeric membrane according to claim 4 or 5 wherein the polysulfone  
is polyphenyl sulfone.
7. A porous polymeric membrane according to any one of the preceding claims  
20 wherein the reactivity modifying agent modifies the reactivity of the membrane surface  
to a chemical species.
8. A porous polymeric membrane according to any one of the preceding claims  
wherein the reactivity modifying agent modifies the hydrophilicity / hydrophobicity  
balance of the membrane.

9. A porous polymeric membrane according to any one of the preceding claims wherein the reactivity modifying agent modifies the surface charge of the membrane.
10. A porous polymeric membrane according to any one of the preceding claims wherein the reactivity modifying agent is a linear polymeric anhydride.
- 5 11. A porous polymeric membrane according to any one of the preceding claims wherein the reactivity modifying agent is a maleic anhydride copolymer.
12. A porous polymeric membrane according to any one of the preceding claims wherein the reactivity modifying agent is a poly(alkyl vinyl ether/maleic anhydride).
13. A porous polymeric membrane according to any one of the preceding claims
- 10 wherein the reactivity modifying agent is:



14. A porous polymeric membrane according to any one of the preceding claims wherein the reactivity modifying agent is poly(methyl vinyl ether/maleic anhydride) of molecular weight  $5 \times 10^4$  to  $5 \times 10^7$ .
- 15 15. A porous polymeric membrane according to any one of the preceding claims wherein the reactivity modifying agent is poly(methyl vinyl ether/maleic anhydride) of molecular weight  $8.72 \times 10^5$  to  $1.25 \times 10^6$ .
16. A porous polymeric membrane according to any one of the preceding claims wherein the reactivity modifying agent is poly(methyl vinyl ether/maleic anhydride) of
- 20 molecular weight  $2.13 \times 10^5$  to  $1.89 \times 10^6$ .
17. A porous polymeric membrane according to any one of the preceding claims including surface anhydride sites.

18. A porous polymeric membrane according to claim 17 wherein said surface anhydrides are in reacted form.
19. A porous polymeric membrane according to claim 18 wherein said surface anhydrides are reacted with an amine to form an amide linkage.
- 5 20. A porous polymeric membrane according to claim 19 wherein said surface anhydrides are reacted with a polyamine to form a cross linked polyamide layer.
21. A porous polymeric membrane according to claim 20 wherein said amines are selected from tetraethylenepentamine (TEP) or tris-(hydroxymethyl) aminomethane (TRIS).
- 10 22. A porous polymeric membrane according to claim 18 wherein said surface active anhydrides are reacted with an alcohol to form an ester linkage.
23. A porous polymeric membrane according to claim 22 wherein said surface active anhydrides is reacted with butanol.
24. A porous polymeric membrane according to claim 18 wherein said surface  
15 anhydrides are reacted with a polyol to form a cross linked polyester layer.
25. A porous polymeric membrane according to claim 24 wherein said polyol is polyethylene glycol.
26. A porous polymeric membrane according to claim 18 wherein said surface anhydrides are reacted with sulfuric acid.
- 20 27. A porous polymeric membrane according to claim 18 wherein said surface anhydrides are reacted with calcium carbonate.
28. A porous polymeric membrane according to any one of the preceding claims wherein there is a negative charge on the surface of the membrane.
29. A porous polymeric membrane according to any one of the preceding claims  
25 wherein the membrane has high permeability.

30. A porous polymeric membrane according to any one of the preceding claims wherein the membrane has good macroscopic integrity.
31. A porous polymeric membrane according to any one of the preceding claims wherein the membrane is a hollow fibre.
- 5 32. A porous polymeric membrane according to any one of claims 1 to 30 wherein the membrane is a flat sheet.
33. A porous polymeric membrane according to any one of the preceding claims wherein the membrane has uniform wall thickness.
34. A porous polymeric membrane according to any one of the preceding claims  
10 wherein the membrane has high mechanical strength.
35. A method of preparing a porous polymeric membrane wherein the polymeric reactivity modifying agent is blended in the surface active porous polymeric membrane by incorporation into the bulk material.
36. A method according to claim 35 wherein the polymeric membrane forming  
15 material is blended with the polymeric reactivity modifying agent prior to or during membrane formation.
37. A method according to claim 35 or 36 wherein the reactivity modifying agent is added to the polymeric membrane forming material before the membrane is cast.
38. A method according to any one of claims 35 to 37 wherein the reactivity  
20 modifying agent is added in an unreacted form.
39. A method according to any one of claims 35 to 37 wherein the reactivity modifying agent is added in a reacted form.
40. A method according to any one of claims 35 to 39 wherein the reactivity modifying agent incorporated into the polymeric porous membrane is subjected to  
25 chemical modification subsequent to incorporation into the membrane.

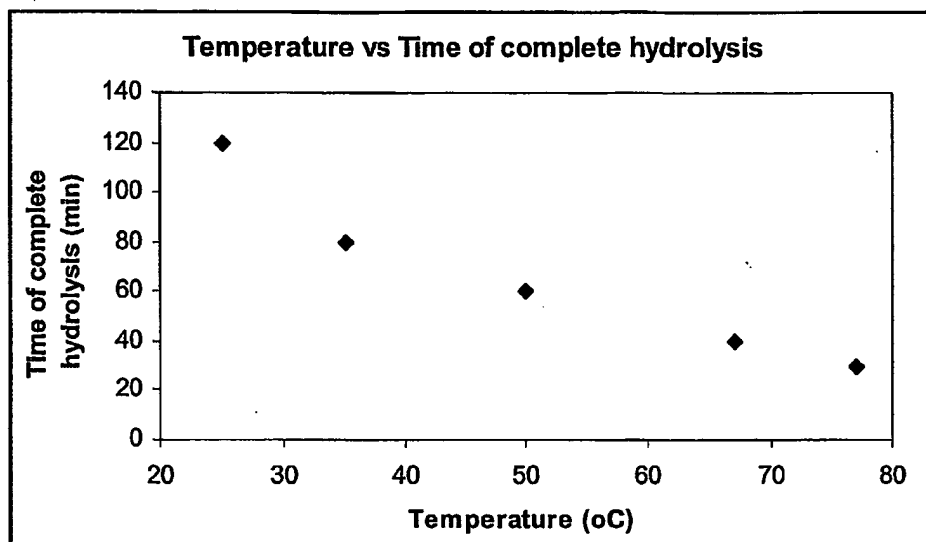
41. A method according to any one of claims 35 to 40 wherein the chemical modification is hydrolysis to render the membrane hydrophilic.
42. A method according to any one of claims 35 to 41 wherein the chemical modification is cross linking.
- 5 43. A method according to any one of claims 35 to 42 wherein the chemical modification is treatment with one or more of tetraethylenepentamine (TEP), tris-(hydroxymethyl) aminomethane (TRIS), sulfuric acid ( $H_2SO_4$ ), polyethylene glycol (PEG), calcium carbonate ( $CaCO_3$ ).
44. A method according to any one of claims 35 to 43 wherein the chemical  
10 modification is treatment with crosslinking amines to form amide linkages.
45. A method of preparing a porous polymeric membrane according to claim 44 wherein the degree of incorporation and extent of crosslinking is selected to construct a membrane suitable for reverse osmosis.
46. A method according to any one of claims 35 to 45 wherein the polymeric  
15 reactivity modifying agent is incorporated into the polymeric membrane forming material before or during membrane formation in an amount such that the combined precursor to the surface active porous polymeric membrane is a single phase mixture.
47. A method according to any one of claims 35 to 46 wherein the porous polymeric membrane is formed into a hollow fibre membrane.
- 20 48. A method according to any one of claims 35 to 47 wherein the porous polymeric membrane is formed into a flat sheet membrane.
49. A method according to any one of claims 35 to 48 wherein the porous polymeric membrane is formed from a dope solution including by weight: PVDF 17%; LiCl 3.5%; polyvinylpyrrolidone/vinyl acetate copolymer 2.7%; poly(methyl vinyl ether/maleic  
25 anhydride) 3.1%; and N-methyl pyrrolidone 73.7%.



50. A method according to any one of claims 35 to 48 wherein the porous polymeric membrane is formed from a dope solution including: PVDF 16.8%; poly(methyl vinyl ether/maleic anhydride) 3.4%; LiCl 3.8%; and N-Methylpyrrolidone 76%.
51. A method according to any one of claims 35 to 50 wherein the components are  
5 selected such that the melt is thermodynamically stable and no demixing process occurs in the melt.
52. A method according to any one of claims 35 to 51 wherein the components and reaction conditions are selected such that no gelation occurs during membrane casting.
53. A method according to any one of claims 35 to 52 wherein the dope solution is  
10 allowed to mix at about 50°C overnight.
54. A method according to any one of claims 35 to 53 wherein the dope solution is formed by the DIPS procedure into a precipitation bath consisting of: PEG-200 45%; H<sub>2</sub>O 45%; and NMP 10%.
55. A method according to any one of claims 35 to 53 wherein the dope solution is  
15 formed by the DIPS procedure into a precipitation bath consisting of water.
56. A method of modifying the surface of a porous polymer membrane including:  
i) blending a polymeric reactivity modifying agent with a polymeric membrane forming material and  
ii) forming a modified membrane.
- 20 57. A method according to claim 56 including the step of hydrolysing at least a surface portion of the polymeric reactivity modifying agent.
58. A method according to claim 56 or 57 including the step of hydrolysing at least a surface portion of the polymeric reactivity modifying agent in the presence of a sodium buffer.

59. A method according to claim 57 or 58 wherein the surface portion of the polymeric reactivity modifying agent is only partially hydrolysed.
60. A method according to any one of claim 56 to 59 including the step of first at least partially hydrolysing at least a surface portion of the polymeric reactivity modifying agent then subsequently reacting resultant hydrolysed groups with a polyfunctional amine.
61. A method according claim 60 wherein the polyfunctional amine reacts to crosslink the resultant hydrolysed groups.
62. A porous polymeric membrane when formed by a method of any one of claims 35 to 56.
63. A porous polymeric membrane according to any one of claims 1 to 34 or when formed by the method of any one of claims 35 to 56 or modified according to any one of claims 57 to 61 wherein said polymeric membrane is a reverse osmosis membrane.
64. A blend of a membrane forming polymer and a compatible second polymer, said second polymer being capable of chemical modification after membrane formation.
65. A blend according to claim 64 previous wherein said compatible second polymer is compatible with PVDF.
66. A blend according to claim 64 wherein said compatible second polymer is compatible with polysulfone.
67. A blend according to claim 64 wherein said compatible second polymer is compatible with PVDF and polysulfone.
68. A blend according to claim 67 wherein said membrane forming polymer is of low reactivity.
69. A blend according to claim 68 wherein said membrane forming polymer is inert.

FIGURE 1



## INTERNATIONAL SEARCH REPORT

International application No.  
PCT/AU01/01450

<b>A. CLASSIFICATION OF SUBJECT MATTER</b>		
Int. Cl. <sup>7</sup> : B01D 69/02, 71/26, 71/32, 71/34, 71/36, 71/82		
According to International Patent Classification (IPC) or to both national classification and IPC		
<b>B. FIELDS SEARCHED</b>		
Minimum documentation searched (classification system followed by classification symbols) B01D 69/02, 13/00, 71/26, 71/32, 71/34, 71/36, 71/82		
Documentation searched other than minimum documentation to the extent that such documents are included in the fields searched AU: IPC AS ABOVE		
Electronic data base consulted during the international search (name of data base and, where practicable, search terms used) Derwent WPAT		
<b>C. DOCUMENTS CONSIDERED TO BE RELEVANT</b>		
Category*	Citation of document, with indication, where appropriate, of the relevant passages	Relevant to claim No.
X	WO 99/59707 A (USF FILTRATION AND SEPARATIONS GROUP, INC.) 25 November 1999 See page 8 lines 6-21	1-3,8,9,29-34,63
X	Derwent Abstract Accession No. 86-343157/52, JP 61257203 A (TERUMO CORP) 14 November 1986	1-3,8,9,29-34,63
X	Derwent Abstract Accession No. 87-357035/51, EP 250337 A (RHONE-POULENC RECH) 23 December 1987	1-3,8,9,29-34,63
<input checked="" type="checkbox"/> Further documents are listed in the continuation of Box C <input checked="" type="checkbox"/> See patent family annex		
* SPECIAL CATEGORIES OF CITED DOCUMENTS:		
"A"	document defining the general state of the art which is not considered to be of particular relevance	"T" later document published after the international filing date or priority date and not in conflict with the application but cited to understand the principle or theory underlying the invention
"B"	document defining the general state of the art which is not considered to be of particular relevance earlier application or patent but published on or after the international filing date	"X" document of particular relevance; the claimed invention cannot be considered novel or cannot be considered to involve an inventive step when the document is taken alone
"L"	document which may throw doubts on priority claim(s) or which is cited to establish the publication date of another citation or other special reason (as specified)	"Y" document of particular relevance; the claimed invention cannot be considered to involve an inventive step when the document is combined with one or more other such documents, such combination being obvious to a person skilled in the art
"O"	document referring to an oral disclosure, use, exhibition or other means	"&" document member of the same patent family
"P"	document published prior to the international filing date but later than the priority date claimed	
Date of the actual completion of the international search 29 November 2001		Date of mailing of the international search report 3 DEC 2001
Name and mailing address of the ISA/AU AUSTRALIAN PATENT OFFICE PO BOX 200, WODEN ACT 2606, AUSTRALIA E-mail address: pct@ipaaustralia.gov.au Facsimile No. (02) 6285 3929		Authorized officer  MATTHEW FRANCIS Telephone No : (02) 6283 2424

## INTERNATIONAL SEARCH REPORT

International application No.

PCT/AU01/01450

C (Continuation). DOCUMENTS CONSIDERED TO BE RELEVANT		
Category*	Citation of document, with indication, where appropriate, of the relevant passages	Relevant to claim No.
X	Derwent Abstract Accession No. 90-255073/34, DE 3904544 A (FRAUNHOFER-GES FORD ANGE) 16 August 1990	1-3,8,9,29-34,63
X	Derwent Abstract Accession No. 91-016142/03, EP 407900 A (AKZO NV) 16 January 1991	1-3,8,9,29-34,63
X	EP 430082 B1 (MILLIPORE CORPORATION) 19 June 1996	1-3,8,9,29-34,63
X	Derwent Abstract Accession No. 92-008807/02, DE 4117281 A (CHEMIE BITTERFELD A) 2 January 1992	1-3,8,9,29-34,63
X	Derwent Abstract Accession No. 92-412320/50, JP 04310223 A (ASAHI CHEM IND CO LTD) 1 November 1992	1-3,8,9,29-34,63
X	Derwent Abstract Accession No. 93-079595/10, JP 05023557 A (ASAHI CHEM IND CO LTD) 2 February 1993	1-3,8,9,29-34,63
X	WO 99/01207 A (ZENON ENVIRONMENTAL INC.) 14 January 1999 Sec abstract	1-3,8,9,29-34,63
X	Derwent Abstract Accession No. 88-157862/23, JP 63097634 A (TORAY IND INC) 28 April 1988	1-5,8,9,29-34,63
X	EP 395133 B1 (X-FLOW B.V.) 1 February 1995	1,8,9,29-34,63
X	EP 911073 A1 (PALL CORPORATION) 28 April 1999	1,4,5,8,9,29-34,63
X	Derwent Abstract Accession No. 89-139655/19, FR 2620712 A (PENNWALT CORP) 24 March 1989	1-3,8,9,29-34,63
A	Derwent Abstract Accession No. 83-702144/27, JP 58088007 A (ASAHI GLASS KK) 26 May 1983	

## INTERNATIONAL SEARCH REPORT

International application No.  
PCT/AU01/01450

C (Continuation) DOCUMENTS CONSIDERED TO BE RELEVANT		
Category*	Citation of document, with indication, where appropriate, of the relevant passages	Relevant to claim No.
A	EP 50447 B1 (ASAHI GLASS COMPANY LTD) 2 October 1985	
X	US 5531900 A (RAGHAVAN ET AL) 2 July 1996	1-3,8,9,29-34,63
A	Derwent Abstract Accession No. 87-260133/37, JP 62179540 A (ASAHI CHEMICAL IND KK) 6 August 1987	

INTERNATIONAL SEARCH REPORT  
Information on patent family members

International application No.  
PCT/AU01/01450

This Annex lists the known "A" publication level patent family members relating to the patent documents cited in the above-mentioned international search report. The Australian Patent Office is in no way liable for these particulars which are merely given for the purpose of information.

Patent Document Cited in Search Report		Patent Family Member			
WO 9959707	AU 32214/99	WO 9952020			
JP 61257203	NONE				
EP 250337	FR 2600265	US 4810384			
DE 3904544	EP 409950	US 5151193	WO 9009232		
EP 407900	AU 58974/90	DE 3923128	JP 3114517		
	US 5066401				
EP 430082	JP 3186325	US 5079272	US 5158721		
DE 4117281	DD 296223	EP 463627	DD 296222		
	DD 296221				
JP 4310223	NONE				
JP 5023557	NONE				
WO 9901207	AU 80966/98	EP 996495	US 5914039		
	US 6024872				
JP 63097634	NONE				
EP 395133	CA 2015413	HK 1007697	JP 2302449		
	NL 8901090	US 5076925			
EP 911073	AU 88378/98	JP 11188247	US 6083393		
	US 6039872				
FR 2620712	BE 1001086	JP 1144409			
JP 58088007	NONE				
EP 50447	CA 1167190	JP 57070144	US 4385150		
US 5531900	NONE				
JP 62179540	NONE				
END OF ANNEX					